



LONG MAY IT WAVE

Proper Care and Treatment of the American Flag



*Presented by
the Arkansas Department
of Veterans Affairs*

www.veterans.arkansas.gov

Description of the Flag

The flag of the United States has 13 stripes, seven red and six white, with red on the top and bottom. The stripes represent the 13 original colonies that became the first 13 states.

The blue field (the union) with 50 white stars is located next to the staff in the upper left corner of the flag. It extends from the top of the flag to the lower edge of the fourth red stripe. The stars are arranged in alternating rows of six and five, representing the 50 states of the United States.

Colors of the Flag

RED	Valor and zeal
WHITE	Hope and cleanliness of life
BLUE	Reverence and loyalty (the color of the heavens)
STARS	Constellation of the states, each a part of our nation, each a separate state (ancient symbol of the heavens)

The Pledge of Allegiance

“I pledge allegiance to the Flag of the
United States of America, and to the
Republic for which it stands,
one Nation under God, indivisible,
with liberty and justice for all.”

Flag Day, June 14

On June 14, 1777 the Second Continental Congress authorized a new flag to represent our new nation, the United States of America.

On Memorial Day 1916, President Woodrow Wilson issued a proclamation calling for a nationwide observance of Flag Day on June 14. It was not until 1949 that President Harry S. Truman signed an Act of Congress designating June 14th of each year as National Flag Day.

Federal Flag Code

This pamphlet contains rules that are found in the Federal Flag Code, as revised. The United States flag is considered to be a living symbol representing our country. In addition, the flag represents the many freedoms, rights and responsibilities entrusted to citizens of this country. Therefore, the proper display and use of the American Flag is the responsibility of every American. The flag code is simply a guideline for proper display of and honor to, our flag. There are no penalties for violation of the provisions of the code. However, state and federal law may apply to specific acts against the flag.

YOU DO:

1. Display the flag from sunrise to sunset. If displayed after sunset, the flag should be illuminated.
2. Raise the flag briskly and lower the flag slowly.
3. Fly an all-weather flag, if the weather is bad.
4. Fly the flag on all designated days, like the Fourth of July. These are suggested days of historic meaning. You can fly it every day of the year.
5. Fly the flag every day at public buildings.
6. Fly the flag where people vote on election day.
7. Fly the flag at every school when school is in session.
8. Destroy a soiled, faded or badly torn flag in a dignified way, preferably by burning.

YOU DO NOT:

1. You do not fly the flag upside down unless there is a dire emergency.
2. You do not let the flag touch the ground.
3. You do not carry the flag flat, or carry things in it. Always fly it aloft and free.
4. You do not use the flag as clothing.
5. You do not store the flag where it can be soiled or damaged.
6. You do not draw on, or otherwise mark the flag.
7. You do not use the flag as a uniform. Certain groups may have an American flag patch on their uniform, placed in accordance with the flag code.
8. You do not use the flag as drapery, drawn back or in folds. It will always be allowed to fall free.
9. You do not use the flag as a ceiling or table cover.
10. You do not use the flag for advertising purposes in any manner whatsoever.

Some Questions Answered

Q: Is it proper to place a Bible, flowers, or other objects upon the American flag?

A: No, nothing should ever rest on our flag.

Q: Is it correct to fly the American flag at half-staff on Veterans Day?

A: No, because this day, originally known as Armistice Day, is a day of celebrations, not of mourning.

Q: If there are two flags on two flag poles at the entrance of the building, on which should the American flag be flown?

A: On your left as you walk into the building.

Q: Is it permissible to wear a button or pin properly depicting the American flag?

A: Yes, these may be worn as a decoration of your patriotism.

Q: What is the proper method of saluting our flag?

A: Men place their right hand over their heart, holding a hat or cap at the left shoulder if wearing one. Women will place their right hand over their heart. Persons in uniform should render the military salute. Veterans and military persons not in uniform may also salute the flag.


Q: Which way do I face to give the salute?

A: To the flag if one is being flown, otherwise to the music. During the National Anthem, hold your salute until the music is finished.

The American Flag and Military Funerals

The flag has always played a very important part in a military funeral. The flag is not only an emblem, but also, in its own way, a history of this country.

During a military funeral, the flag draping the casket, embraces the service member who has devoted their life to this country, and who is about to be laid to final rest. At the conclusion of the service, the flag is carefully folded into a tri-cornered hat, symbolic of hats worn by soldiers who fought in the Revolutionary War and won American independence. In the folding, the red and white stripes are finally wrapped into the blue, symbolizing the light of day vanishing into the darkness of night. The flag is then presented to the next of kin on behalf of the President of the United States and a grateful nation.



A) Hold flag flat between two people.



B) 1st fold – fold over so that you see the stripes on top from your point of view.



C) 2nd fold – fold once again so that you now see the stripes and union.




D) The person holding the striped end will begin to fold flag into a triangle.



E) Continue to fold into a triangle and slowly walk toward other person while folding.



F) Fold until only the union is visible and tuck in the end.



When marching, carry the flag on the right side or centered and in front of other flags. The flag is normally not dipped.



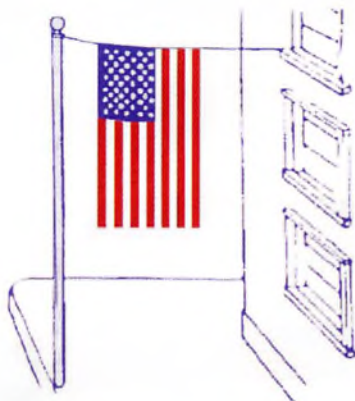
On a single flagstaff, fly the American flag at the top, so it will be hoisted first and lowered last.



When displayed with a speaker's platform, it must be above and behind the speaker. Use bunting, not a flag, to decorate a platform.




On a car, fasten the flagstaff to the chassis or front fender on the passenger side.



From a building, the union will be at the peak; if from a rope, the same, with union first out of the building.




If mounted on a staff, the American flag will be to the right of the speaker and to the left of those looking at it.



Fly the flag above any other flag, or on the flag's own right side if all the same height. If flags are in a semicircle, fly the American flag above the other, in the center.



Place the flag against a wall, with the union at the top, to the flag's own right, your left when looking at it.



On special days, the flag may be flown at half-staff. On Memorial Day it is flown at half-staff until noon, then it is raised to the top of the flag pole.



If crossed staffs on the wall, fly flag to its own right with its staff over the other.



If the flag is flown over a street, the union should be to the north or east depending on the direction of the street.



Never use the flag for decoration. Use bunting with the blue up, if horizontal, or to its own right if vertical. The colors will be blue, white, red, top to bottom or your left to right.